


AUDITOR

WHAT'S NEW – NOVEMBER 2023



COMPATIBILITY UPDATE

Auditor has been updated for compatibility with the Microsoft Dynamics GP October 2023 release (18.6).

REGISTRATION CHECK

When you use subscription products, the system runs a periodic check to verify a valid product registration file exists. When a user logs in to Dynamics GP a check is done on the existing registration. If the user is an administrator, they will see a progress bar and receive a message if there is an issue with the registration check. If the user is a non-administrator, the process will run silently in the background.

It is recommended that an administrator be sure to log in periodically to verify the subscription status.

There are four methods to update registration in Dynamics GP.

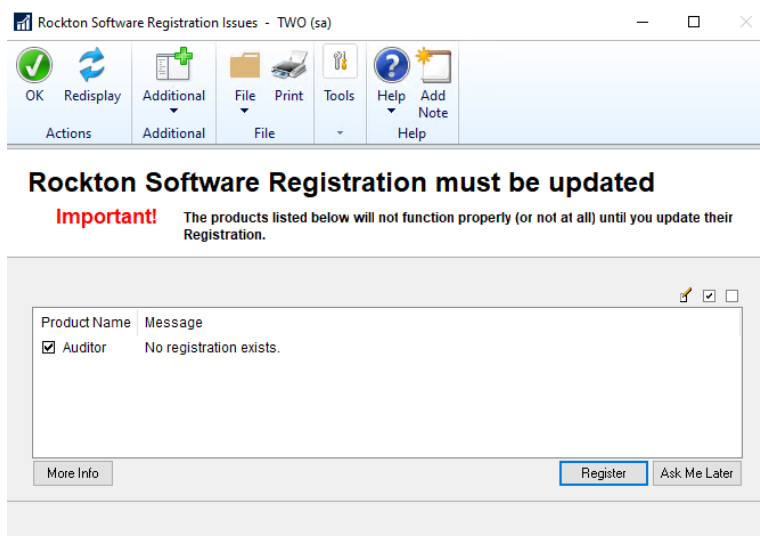
1. Automatically register using the Register button in the Rockton Software Registration Issue window.
2. Automatically register using the Register button in the Rockton Software Support window.

3. Automatically register using the Register button in the Auditor Registration window.
4. Manually import the registration file using the Import Registration button in the Auditor Registration window.

If you use non-subscription products, the system will still open the Rockton Software Registration Issues window after you log in if any product registrations are not valid.

ROCKTON SOFTWARE REGISTRATION ISSUES WINDOW UPDATE

Changes have been made to the Rockton Software Registration Issues window to accommodate the new registration process. Instead of the Get Keys button, there is now a Register button. Clicking the Register button will automatically make a call to get your registration information.



You can click Ask Me Later if you want to wait to register and have this window pop up the next time you log in or the next day.

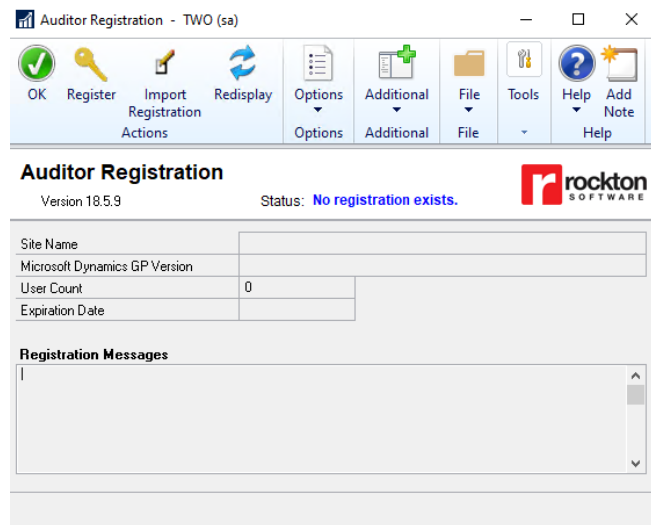
The More Info button will give you additional information related to registering.

AUDITOR REGISTRATION WINDOW UPDATE

The Auditor Registration window has been updated to reflect the changes to the registration process. Registration keys no longer appear here but rather your registration information. You can automatically register Auditor by clicking the Register button or manually import the product registration file by clicking the Import Registration button. The product registration file may have been provided to you from Rockton Sales and contains the registration information. The Registration Messages section offers more information regarding the registration process when either of those buttons is clicked.

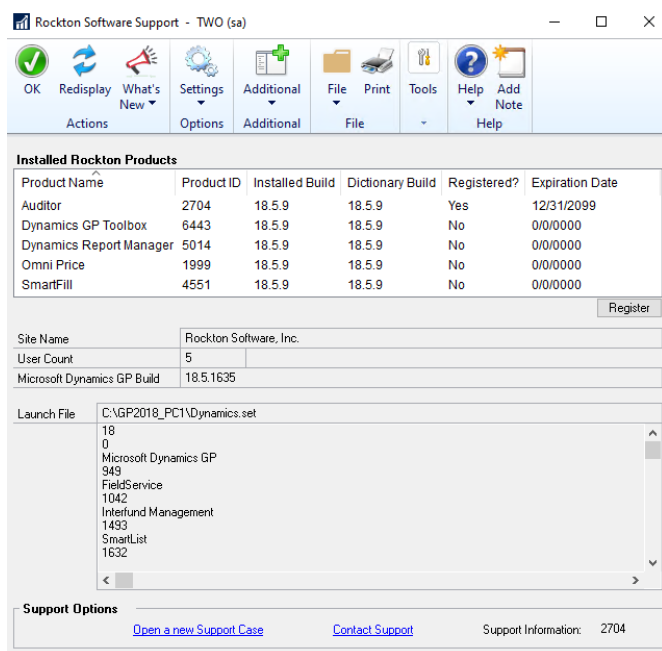
The Status field displays the status of your registration. One of the following statuses may appear:

- No registration exists.
- Product is registered.
- Registration is expired.
- Registration is invalid.



ROCKTON SOFTWARE SUPPORT

The Rockton Software Support window has been updated to accommodate the new registration process and include additional information. This window is accessed from the Help icon and will display information related to Auditor. You now see the Installed Build which displays the version from the Auditor Setup table while the Dictionary Build displays the version installed on the workstation. The Installed Rockton Products section has also been updated to include the Expiration Date of your registration.



You may also register Auditor from this window by clicking the Register button. This will automatically make a request to get your registration information if a valid registration file exists. Upon completion of making the call, the Registration Message window will let you know if the registration is valid or if there are any issues.